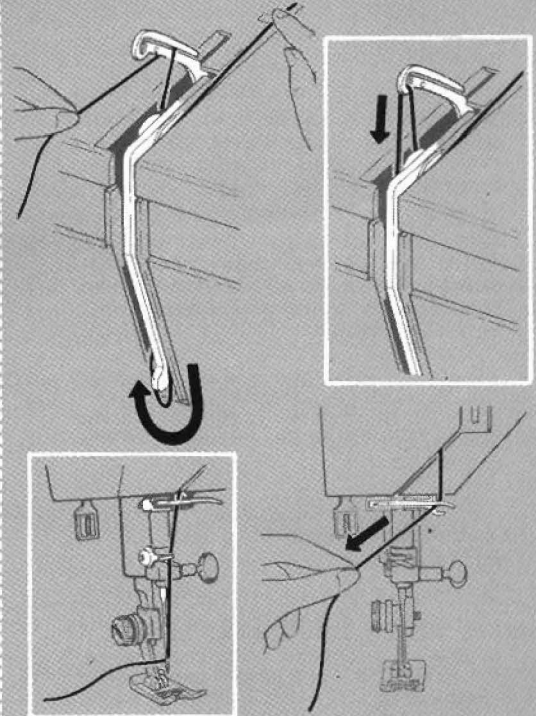
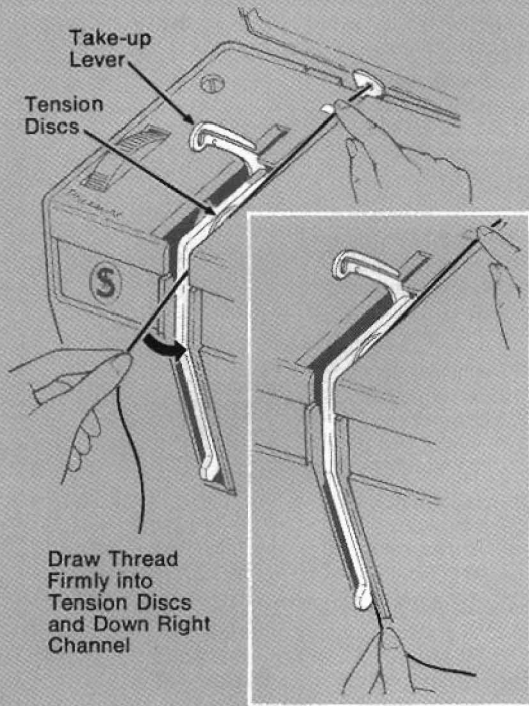
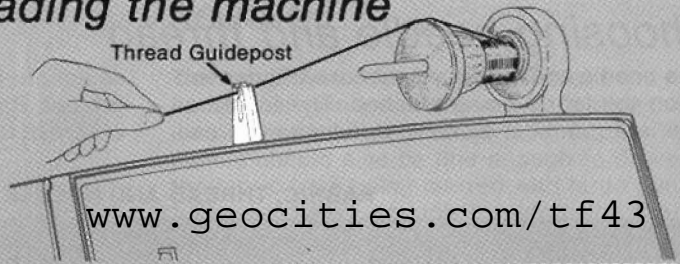
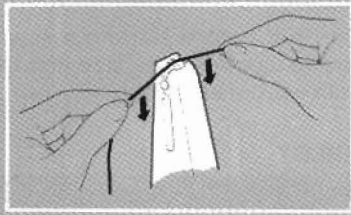


threading the machine



THREADING THE NEEDLE

1. Raise take-up lever to its highest position by turning the hand wheel toward you. Raise presser foot to release the tension discs.
2. Lead thread from spool holder and snap it down into guidepost eyelet.
3. Raise console cover and lead thread through all points shown, making sure to **hold thread under finger** as illustrated while:

- Drawing thread **firmly** between tension

discs, down right-hand channel, and up left-hand channel.

- Threading take-up lever by guiding thread down over top of lever and then up into eyelet.
 - Leading thread from take-up lever down into left channel and then into lower thread guides.
4. Thread needle from **front to back**, drawing about four inches of thread through eye of needle.